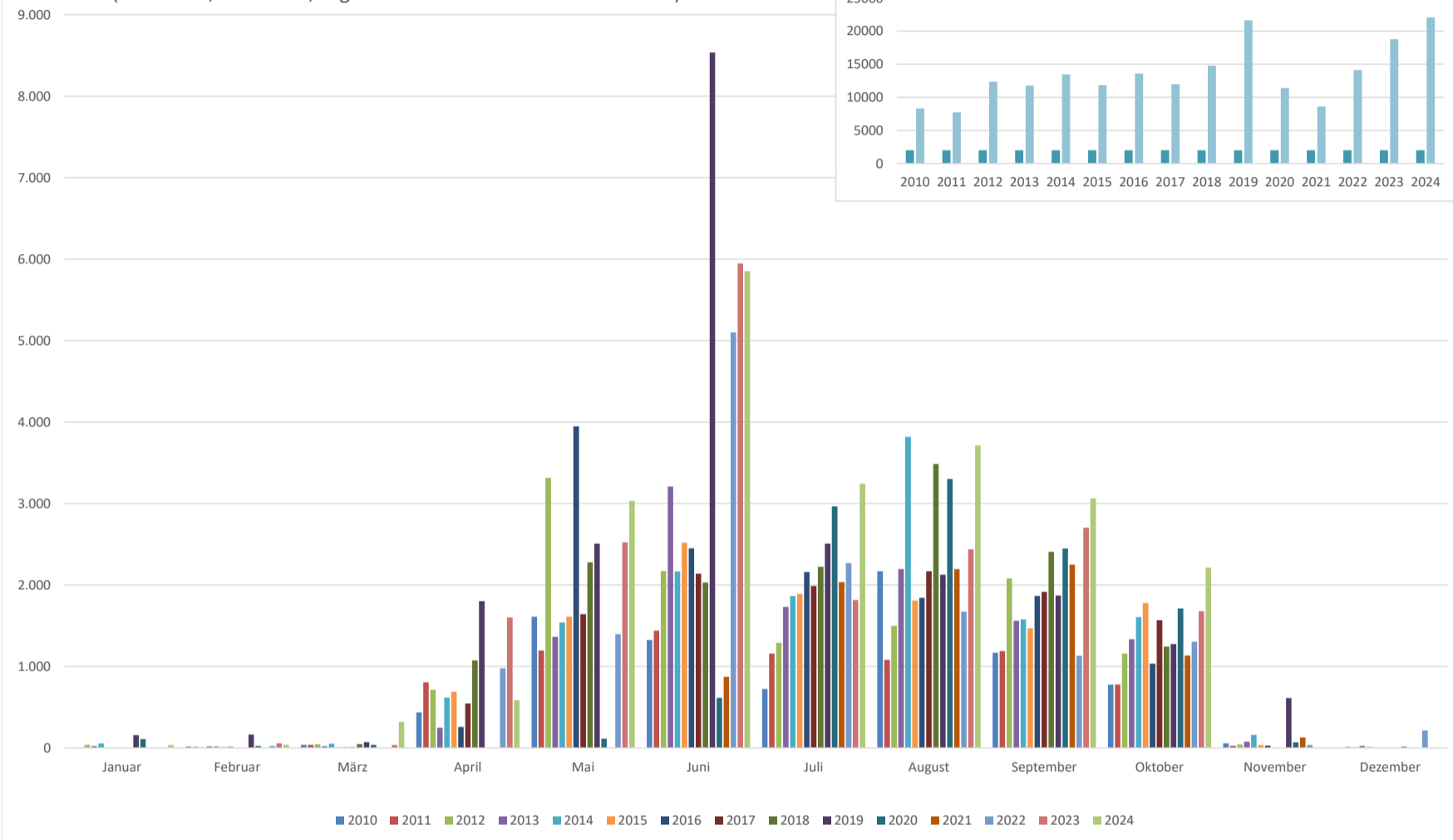
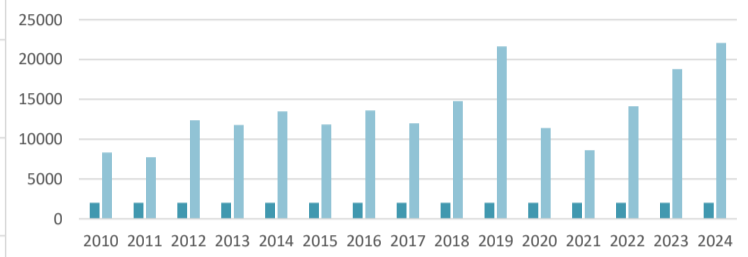


|                       | Januar | Februar | März | April  | Mai    | Juni   | Juli   | August | September | Oktober | November | Dezember | Summe   |
|-----------------------|--------|---------|------|--------|--------|--------|--------|--------|-----------|---------|----------|----------|---------|
| 2010                  | 7      | 16      | 37   | 435    | 1.612  | 1.326  | 725    | 2.169  | 1.167     | 777     | 56       | 0        | 8.327   |
| 2011                  | 7      | 11      | 38   | 805    | 1.196  | 1.440  | 1.159  | 1.081  | 1.188     | 778     | 25       | 12       | 7.740   |
| 2012                  | 38     | 10      | 44   | 714    | 3.316  | 2.171  | 1.290  | 1.500  | 2.081     | 1.157   | 43       | 8        | 12.372  |
| 2013                  | 20     | 18      | 22   | 248    | 1.362  | 3.207  | 1.731  | 2.195  | 1.560     | 1.334   | 75       | 24       | 11.796  |
| 2014                  | 54     | 19      | 51   | 617    | 1.539  | 2.166  | 1.863  | 3.818  | 1.578     | 1.607   | 158      | 12       | 13.482  |
| 2015                  | 7      | 11      | 8    | 689    | 1.612  | 2.519  | 1.891  | 1.808  | 1.469     | 1.778   | 34       | 4        | 11.830  |
| 2016                  | 3      | 12      | 9    | 257    | 3.948  | 2.449  | 2.159  | 1.841  | 1.866     | 1.034   | 28       | 5        | 13.611  |
| 2017                  | 3      | 5       | 8    | 546    | 1.643  | 2.138  | 1.987  | 2.169  | 1.917     | 1.567   | 4        | 0        | 11.987  |
| 2018                  | 0      | 0       | 47   | 1.074  | 2.278  | 2.030  | 2.223  | 3.485  | 2.406     | 1.243   | 0        | 0        | 14.786  |
| 2019                  | 157    | 163     | 70   | 1.802  | 2.508  | 8.537  | 2.507  | 2.127  | 1.870     | 1.274   | 613      | 13       | 21.641  |
| 2020                  | 108    | 23      | 37   | 0      | 114    | 615    | 2.964  | 3.300  | 2.447     | 1.712   | 69       | 0        | 11.389  |
| 2021                  | 0      | 0       | 0    | 0      | 0      | 871    | 2.036  | 2.194  | 2.249     | 1.134   | 127      | 0        | 8.611   |
| 2022                  | 0      | 23      | 1    | 977    | 1.397  | 5.100  | 2.270  | 1.674  | 1.131     | 1.304   | 35       | 215      | 14.127  |
| 2023                  | 0      | 57      | 36   | 1.602  | 2.524  | 5.947  | 1.816  | 2.439  | 2.702     | 1.677   | 0        | 0        | 18.800  |
| 2024                  | 36     | 37      | 319  | 585    | 3.032  | 5.851  | 3.245  | 3.714  | 3.062     | 2.214   | 0        | 0        | 22.095  |
| Summe über 14 Jahre   | 440    | 405     | 727  | 10.351 | 28.081 | 46.367 | 29.866 | 35.514 | 28.693    | 20.590  | 1.267    | 293      | 202.594 |
| durchschn. Verteilung | 29     | 27      | 48   | 690    | 1.872  | 3.091  | 1.991  | 2.368  | 1.913     | 1.373   | 84       | 20       | 16.883  |

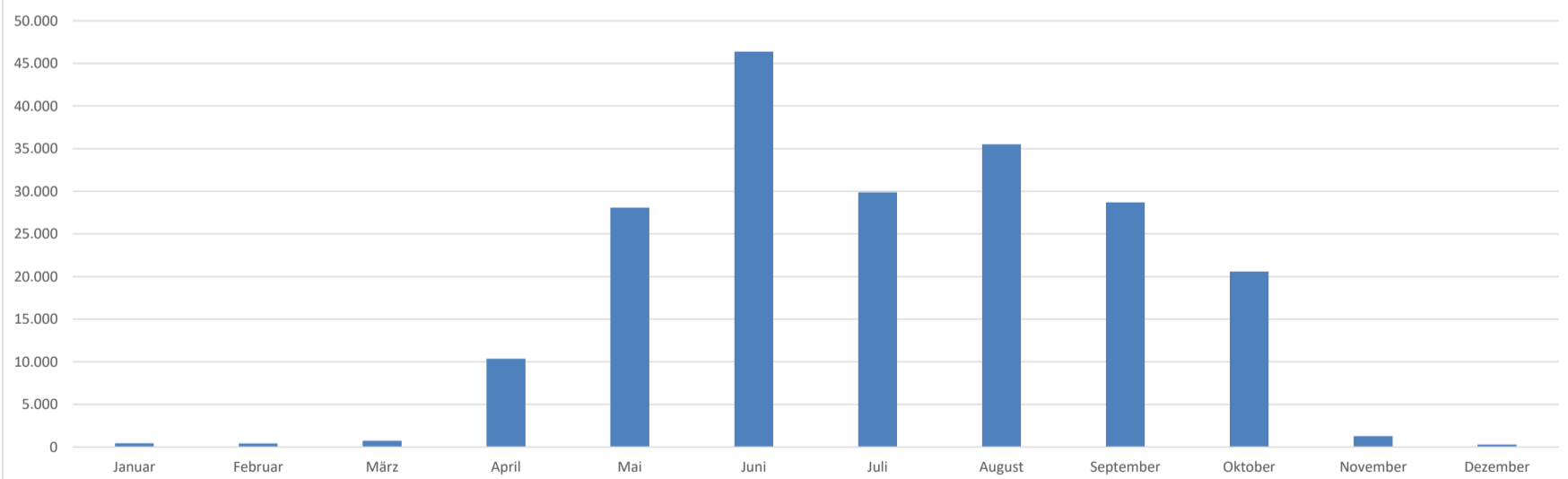
Gästeübersicht Rosenthal am Rennsteig (OTBlankenstein)  
(Wanderer, Radfahrer, Tagestouristen und Museumsbesucher)



Gästeübersicht 2010 - 2024



Monatliche Gästeverteilung



durchschnittliche monatliche Gästeverteilung

